

Technical Analysis Masterclass

Conducted by Ron William, CFTe, NLP

IBF Programme Code: TGS-2022602190

14 CPD & PL Hours



Technical Analysis Masterclass

Course Overview

Differentiated alpha capture with a market & mind strategy. Learn a top-down framework, blended with economic and business cycle analysis. Tactical overlays include trend (momentum), multi-timeframe, pattern recognition and price level identification. All with the ultimate focus of the development of investing-trading strategies and high-probability opportunities.

Technical indicators will also be covered in-depth, grounded in a robust diversified toolkit, based on momentum, volatility and liquidity measures. This includes specific indicators like moving averages, MACD, RSI, Bollinger Bands, Volume, Flow of Funds and many more.

Expect advanced techniques, in terms of evaluation of a range of trading strategies, coupled with performance and risk management. Factor analysis is briefly addressed for a greater understanding of adapting to changing market regimes. A bonus section features an **introduction to market timing using DeMark™ indicators**, famous for precision signals.



Technical Analysis Masterclass



Who Should Attend?

- CIOs
- Portfolio Managers
- Private Bankers, Wealth Managers and Relationship Managers
- Traders & Investors
- Hedge Fund Managers
- Client Advisors
- Analysts - Investment Banks/ Asset Managers/ Family Offices/ Hedge Funds
- Risk Managers
- Cross Asset Professionals (e.g. FX, Fixed Income, Commodities & Equities)


Learning Outcomes

- Gain a deeper understanding of differentiated alpha capture, so as to design better investment solutions and help clients make better investing & trading decisions.
- Benefit from latest market timing and risk management strategies.
- Learn evaluation of global, cross-asset market opportunities

Professional Learning Credits

This course is eligible to earn **14 CPD & PL credits**. Each participant will earn a certificate upon completion of the programme.

About the Course



Why learn from us?

Benefit from our leading expertise, driven by +20 years of industry track and actionable strategies



Refresher Session

Refresher sessions are available at a discounted rate within 3 years after the course.



Complimentary Ask Ron Anything Session (ARA)

- A complimentary 2-hour online session with Ron William to recap the course
- Q&A session on BF / TA matters
- Consultation on case studies



Performance Coaching Session

- A complimentary 1-hour online performance coaching session with Ron William
- Coaching work focuses on tailored solutions and practical application



Course Outline

Evolution of Financial Market Theory

Learn the evolutionary context to financial market theory and how latest strategies add value.

- EMH & Fat-tails
- Crowd psychology & Social mood
- Dow Theory; building blocks of technical analysis
- Gaining an edge with a market & mind approach

Cycles Analysis

Timing is everything. The building blocks of cycles are reviewed, to help enhance strategy and manage risk.

- Dewey & The Foundation of the Study of Cycles (FSC)
- Economic & Business cycle
- How to use seasonality patterns for market timing

Top-Down Framework

A systematic approach to reading market charts, ensuring high-probability setups.

- Trend (momentum), identification & analysis
- Multi-timeframe, strategic, tactical & active
- Pattern recognition, behavioural interpretation & opportunities
- Key price levels, identifying & assessing strength

Indicators Toolbox

Robust and objective interpretation of technical/quant indicators.

- Moving averages, types, periods & trading techniques
- Diversification: Momentum, Volatility & Liquidity
- Momentum, trend-following & exhaustion (e.g. RSI)
- Volatility, mean-reversion & risk (e.g. Bollinger Bands)
- Liquidity, confirmation (e.g. volume, fund flows)



Course Outline

Advanced Techniques


Take your analysis to the next level, by reviewing top strategies, adapted for changing market regimes.

- Trading strategies
- Factor Analysis
- Market Timing using DeMark™ Indicators

Interactive Session

The grand finale of our masterclass, focused on synthesis and practical live market case studies.

- Putting it all-together
- Global, Cross-Asset review (e.g. FX, Fixed Income, Commodities & Equities)



Course Fees

**Fees are not inclusive of GST unless stated otherwise*

Course Fee	
CFA Society Singapore Member	\$1,780
Non-Member	\$1,980

Eligibility Criteria for IBF-FTS

Eligible Participants

Applicants must be a Singaporean or a Singapore PR (Permanent Resident), physically based in Singapore. This scheme is available for company-sponsored individuals who successfully complete the training programme with at least 75% of class attended.

NOTE: CFA Society Singapore is currently operating this programme on a nett fee model. Participants will pay the unsubsidised portion of the course fees including GST.


Funding Quantum


This programme has been accredited under the IBF Standards, and is eligible for funding under the IBF Financial Training Scheme (IBF-FTS), subject to all eligibility criteria being met.

IBF-FTS provides 30% funding for direct training costs, subject to a cap of S\$500 per candidate per programme, for all Singaporeans and Singapore PRs who are physically based in Singapore. Singapore Citizens aged 40 years old and above will be eligible for 50% co-funding of direct training costs.

For more information on funding, IBF Certification and Continuing Professional Development (CPD) requirements, please visit www.ibf.org.sg.



 20 Cecil St, PLUS #08-10,
Singapore 049705

 (65) 6323 6679

 eventmanagement@cfasocietysingapore.org

 www.cfasocietysingapore.org

 t.me/cfasocietysingapore

 [company/cfa-society-singapore](https://www.linkedin.com/company/cfa-society-singapore)